

photosynthesis

carbon dioxide + water → oxygen + glucose



Types of seed dispersal

Lesson sequence

1

Describe how plants soak up water

2

Explain how water and food moves around a plant

3

Explain how plants make their own food

4

Name the parts of the flower and describe what they do

5

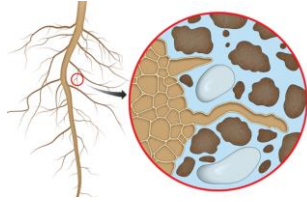
Describe the process of pollination

6

Describe the different ways plants share their seeds

Knowledge Organiser Plants – Life Cycles

Diagrams and Pictures - What do I need to know?

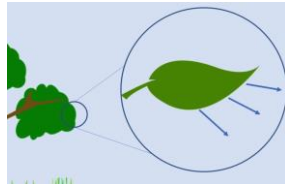
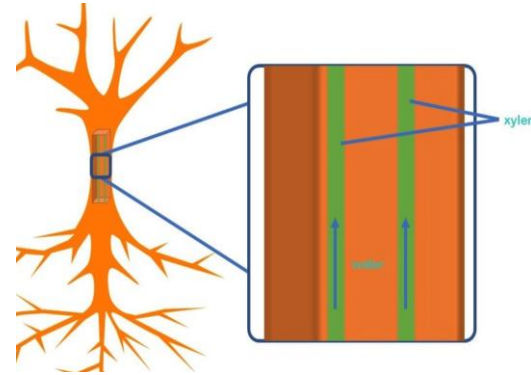


ROOT HAIRS

These are tiny strands on roots which absorb the water and nutrients from the soil.

XYLEM and PHLOEM

This diagram shows how the phloem work. They are a bit like veins – they go right from the roots, through the stem, to leaves. They transport water. Phloem are similar, but they move the food and nutrients.

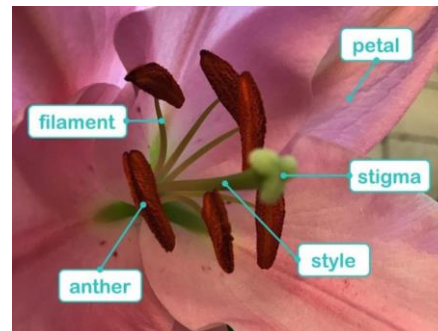


TRANSPIRATION

Water escapes from the leaves, which forces the plant to suck more water up via the xylem to replace what it has lost.

PARTS OF A FLOWER

All these parts are vital. The **petal** is bright and pretty to attract insects. The **anther** makes pollen and is held up by the **filament**. The **stigma** is sticky to stop the pollen dropping, and this sits on a tall **style** to make sure the insect can find it!



ROCKET WORDS

Learn these words and their definitions.



Key Word	Definition
transpiration	Water escaping through plant leaves.
photosynthesis	The chemical reaction in plants that allows them to make their own food
carbon dioxide	A colourless, odourless gas, it is taken in by plants.
pollination	The process of moving pollen from one flower to another.
dispersal	The spreading of a plant's seeds over a wide area.
xylem	A tube that transports water from the roots, through the stems, to the leaves.
phloem	A tube that transports food and nutrients from the roots, through the stem, to the leaves.
glucose	A sugar made during photosynthesis.